

A STUDY ON PROBLEMS OF WOMEN ENTREPRENEURS IN URBAN AREA WITH SPECIAL REFERENCE TO RANCHI, JHARKHAND

Dr. Rajeev Ranjan Sharma

Assistant Professor

Department of Commerce,

Marwari College, Ranchi, Jharkhand.

Abstract

The principle purpose of this study is to identify the major problems faced by women entrepreneurs in Ranchi and also find the impact of these problems on the working efficiency of these women entrepreneurs. Research aim/method: The data collected was subjected to quantitative analysis Total, Average and Percentage/frequency to find the major problematic factors and test is applied to find the statistical significance through the respondents' demographic variable statistical percentage analysis of the hypotheses for possible acceptance or rejection is used in the study. Result: Results of the analysis indicated that women entrepreneurs in Ranchi District generally countenance three kinds of problems like entrepreneurial/business problems, social/personal and financial problems too. And all these three types of problems initially have negative relation but third one was positive relation with the working efficiency of women entrepreneurs. Realistic inference: This study might help the government regulators in addressing the problems of women entrepreneurs in Jharkhand to take an action towards developing their performance and in turn to promote the paucity of women's welfare from the Ranchi district of Jharkhand. Innovation/assessment: This research article adds to the literature on the determinants of problems faced by the women entrepreneurs in Ranchi. In particular, it is the first study of its own type in the case of Ranchi District which has categorized the problems faced by the women entrepreneurs in entrepreneurial/business problems, social/personal tribulations and nominal problems as well as financial crisis too. According to the study it has been observed that Women are very good capitalist, and prefer to desire the same while they can sustain occupation for life balance. Even though we have many successful Women Entrepreneurs in our country, but as we have a male dominated culture there are many challenges which women entrepreneurs face such a kind of challenges and discrimination from family and Society.

Keywords: - Urban women, Entrepreneurial/business problems, Social/personal problems technical problems

I. INTRODUCTION

Entrepreneurship is a process through which individuals identify opportunities, allocate resources, and create value previously stated by Hughes *et al.* (2012). This creation of value is often through the identification of unmet needs or through the identification of opportunities for change (Ahl, 2006). Women entrepreneur is any woman who organized as well as managed on any enterprise, especially a business or commercialized level. Women have owned and operated businesses for decades, but they were not always recognized or given credit for their efforts (Hughes and Jennings, 2012). But a variety of factors have combined in recent years to contribute to women who start their own business. Women entrepreneurship has been recognized as an important source of economic growth. More than 30 years have elapsed since studies of female entrepreneurs first appeared in the entrepreneurship literature (Hisrich and O'Brien, 1981; Pellegrino and Reece, 1982; Sexton and Kent, 1981). Originating in the U.S. and the U.K., women's entrepreneurship research is now conducted by scholars around the globe.

Women entrepreneurs create new jobs for themselves and others and also provide society with different solutions to management, organization and business problems (Hisrich, and Brush, (1978); Hisrich, 1984). Women entrepreneurs often face gender – based barriers to starting and growing their business, like discriminatory property, matrimonial and inheritance law and cultural practices, lack of access to formal finance mechanisms, limited mobility and access to information and networks etc. (Hisrich and O'Brien, 1981). All these interrelated variables- level of education, health, income, employment opportunity etc. associated with poor housing conditions have ways of impeding the level of economic enterprise of an individual on one hand and the economic development of a nation on the other hand (Hisrich and Brush, (1987). The negative effects of poor housing conditions could be manifested in inefficient use of land resources, inequitable distribution of wealth (taxability), poverty accentuation and imbalances in economic development. Housing reflects the cultural, social and economic stance of any given society (Esfahani, 1991; Hughes, (2005).

Technically, a women entrepreneur is any woman who organizes and manages any enterprise, especially. a business, usually with considerable initiative and risk. However, quite often the term women - owned business is used relative to government contracting. In this instance, the entrepreneur (women) owns (more than 50%), controls and runs the enterprise (Hisrich and Brush, 1987). There are umpteen problems faced by women at various stages beginning from their initial commencement of enterprise, in running their enterprise. A woman entrepreneur can be defined as a confident, innovative and creative woman capable of achieving self-economic independence individually or in collaboration, generating employment opportunities for others through initiating, establishing and running the enterprise by keeping pace with her personal, family and social life.

II. METHODOLOGY

The type of research used for study is descriptive research. It includes facts, findings and enquiries of different kinds. The major purpose of descriptive research is description of the state of affairs as it exists at present.

1. Primary Data

Primary data means the first through hand data collected by the researcher is called primary data. Primary data is obtained through questionnaire, observation, direct communication with respondents and personal interviews.

2. Secondary Data

Secondary data are those which have already been collected by someone else and which have already been passed through a statistical process. The secondary data were collected from following source
Journal, Text books, Internet, University library

PERIOD OF STUDY

The study about problems faced by women entrepreneurs and its position in urban areas in Ranchi districts covers a period of four months that is from August 2012- December 2012.

STATISTICAL ANALYSIS

To find out relationship among the respondents demographic variable statistical percentage analysis is used in the study

STATISTICAL TOOL USED

- Percentage analysis
- Stacked cone
- Bar of pie
- Pie of pie
- Exploded doughnut

Reliability: To test the internal reliability of the current research data clearly showed quite reliable and good enough to use this tool confidently for further analysis for test and interpretation of the result.

TOOLS OF ANALYSIS

1. Sample unit 100
2. Sampling Technique : Random Sampling

Limitations

It was difficult to study the women entrepreneurs' attitude which is still an important drawback in the study.

At the time of data collection, the researcher is feared and treated as a government official by the respondents and so the information gathering process is difficult.

Lack of adequate primary data is another limitation faced by the researcher because the respondents hesitate to give accurate information.

Limited time frame is also one of the difficulties in extending the research.

Places Covered under the Capital City of Jharkhand Nearly, eighteen places were selected for this current study such as: - Burmu, Kanke, Khelari, Ormanjhi, Angara, Rahe, Silli, Sonahatu, Namkum, Nagri, Ratu, Mandar, Chanhoo, Bero, Itki, Lapung, Bundu and Tamar.

RESULTS

Source: Primary Data

According to table 1, showed that 2% respondent are belong the age group 15 – 20, 9% are lies in the category 20 – 25, 31% are belongs to 25 – 30, 23% belongs the age category of 30 – 35 and 35% are belongs to above 35. Hence the study found that majority of the respondents are belongs the age group of above 35 years

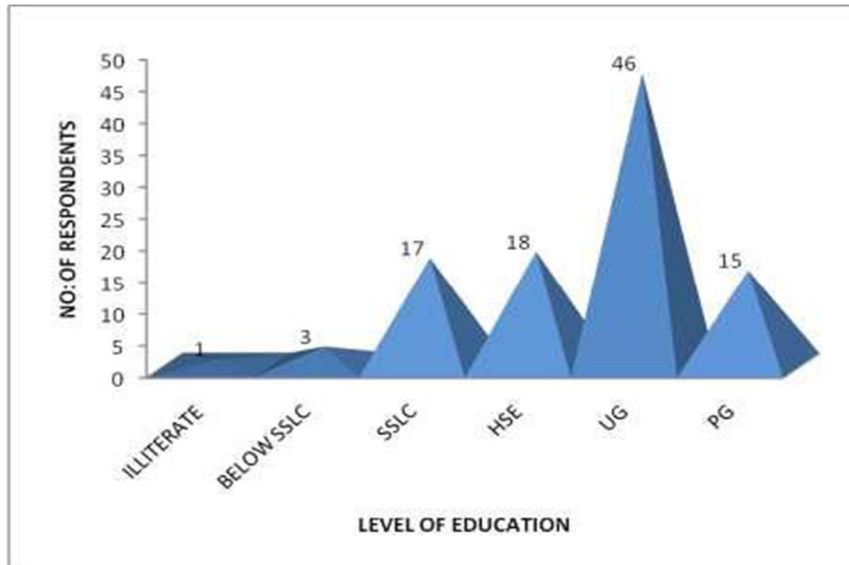
TABLE 1: Education Classification of women employee

Sl. No	Particulars	No of Respondents	Percentage (%)
1	ILLITERATE	01	01
2	BELOW SSLC	03	03
3	SSLC	17	17
4	HSE	18	18
5	UG	46	46
6	PG	15	15
	TOTAL	100	100

Source: Primary Data

The table shows that out of 100 respondents 1 person is illiterate, 3 respondents are below SSLC, 17 respondents are completed SSLC, 18 of them have completed HSE, 46 respondents have completed UG and 15 are completed their PG. Hence, the study found that many of the respondents completed their UG which constituted 46%.

Figure 1: Marital Classification of women in Ranchi



Marital status plays an important role in the analysis data. Most of the unmarried people do not know how to prevail over the problems. But in the case of married people, they were aware of their problems. The table shows that out of 100 respondents 12 were single and 87% were married women and one widow. Thus, the study found that the majority of the respondents are married, which is 87% women entrepreneurs necessary to earn the money for free from economic emergency.

Figure 2: Level of Marital status

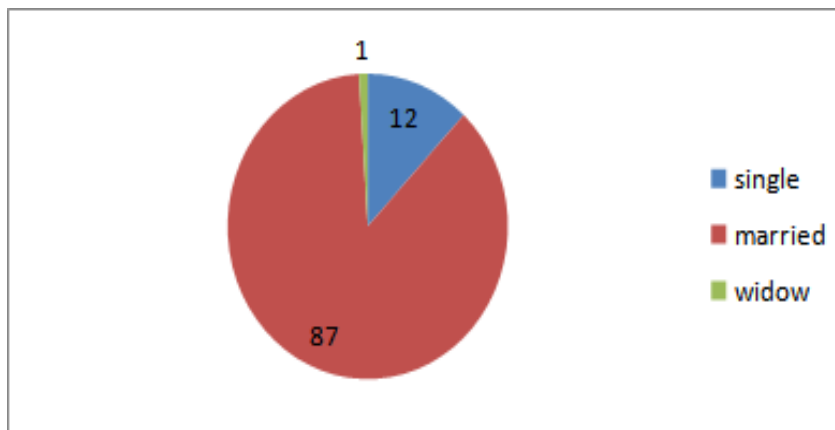


Table: 2: Level of occupation

Sl.No	Particulars	No. of Respondents	Percentage (%)
1	Private sector	19	19
2	Self-employee	80	80
3	Both govt. & self-employee	01	01
Total		100	100

Source: Primary Data

The table shows that out of 100 respondents 19% are working in the private sector, 80% are doing self-employment and 1% are doing both govt. and self-employment. Hence the study found that the majority of the respondents which is 80% are engaged in self-employment of the respondents.

Figure 3: Level of occupation

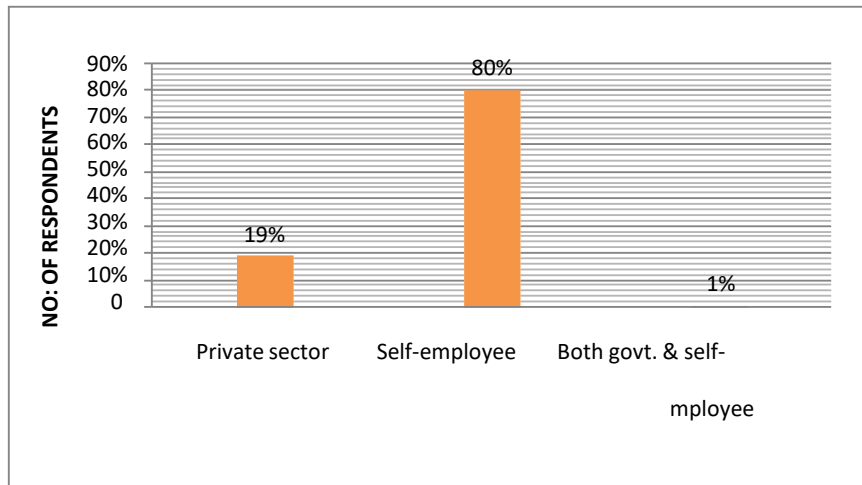
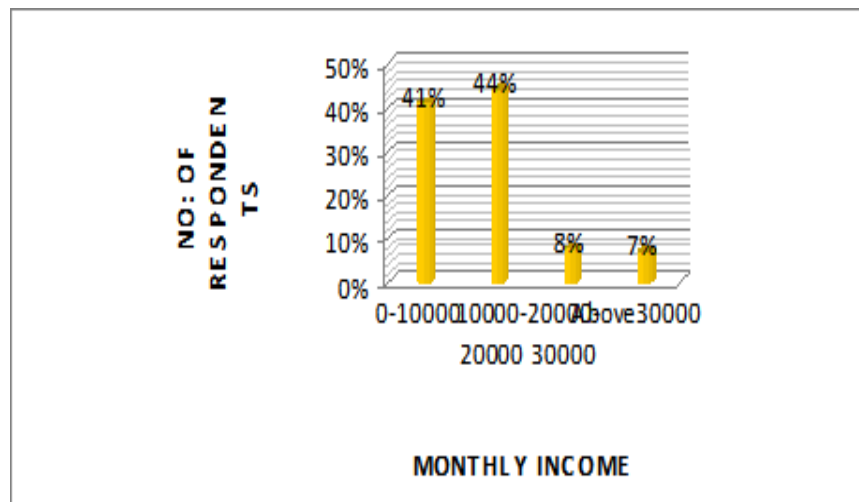
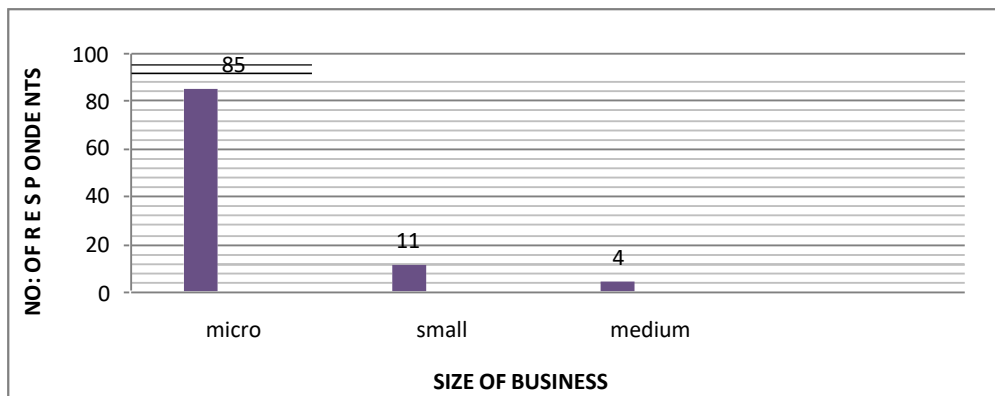


Figure - 4: Monthly income of the Respondents



The Figure - 4 shows that out of 100 respondents, 41 respondents are earning less than Rs. 10000 income per month, 44% of them are getting Rs. 10000-20000 income per month, 8% are earning monthly income Rs. 20000-30000 and remaining 7% are earning Rs. 30000 and above as their monthly income. Therefore, the studies found that the majority of the respondents are earning Rs. 10000 to Rs. 20000 income per month.

Figure 5: Size of the Business



The figure shows that out of 100 respondents 85% are doing micro, 11% are small scale business and 4% are medium term of business. Therefore, the present study found that the majority of respondents are running micro size businesses.

TABLE 3: Classification of Business Experience

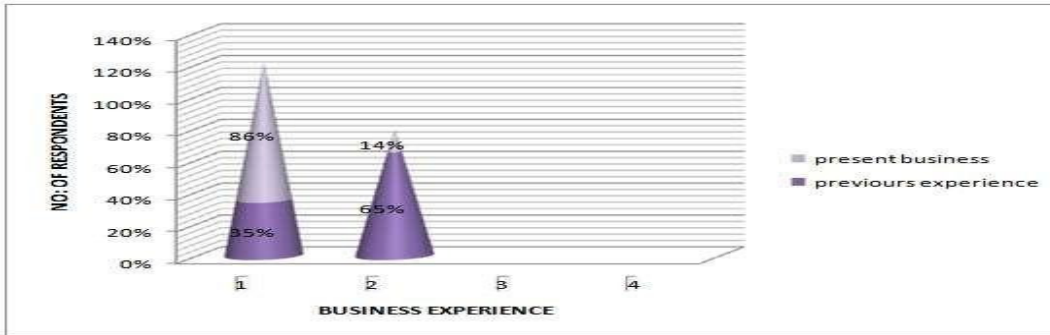
Sl No:	Source	No: Of Respondents	Percentage (%)	Percentage (%)
1	Yes	35	35	86
2	No	65	65	14
Total		100	100	100

Source: Primary Data

The table shows that out of 100 respondents 35% respondents are having previous business experience, 65% respondents have not any previous experience and 86% respondents are having present business experience, 14% respondents have LD business.

Hence, the study found that the majority of respondents which is 65% hasn't any previous business experience and majority of respondents having present business experience.

Figure 6: Classification of Business Experience



Source: Primary Data

According to the table 3.11 out of 100 respondents 55% of respondents are doing their business for making profit or money, 4% of respondents are want for control and freedom, 3% of respondents are doing for to make their own decision, 3% of respondents to make social status 26% of respondents are doing for self- achievement 5% of respondents are doing for confidence in the product, 2% of respondents are doing the business for threat of losing their job, 2% for other reason. Thus, the study found that most of the respondents which is 55% doing. Their business for profit- and money-making purposes.

Figure 7: Objective of the Business

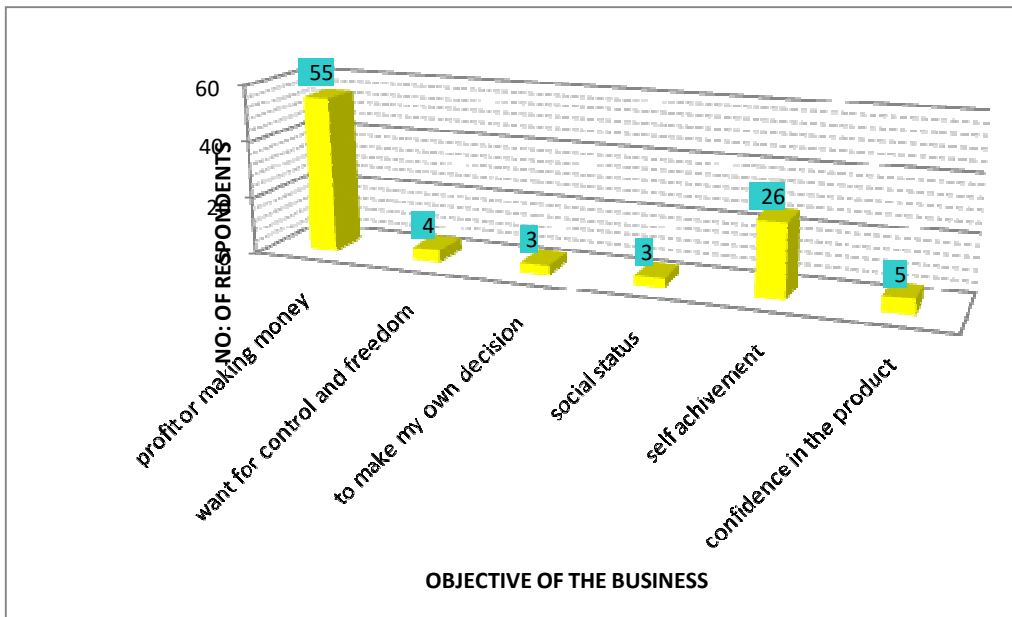


Table 4: Classification of External Support of the women entrepreneurs in Trivandrum District

Sl No:	Source	No of Respondent	Percentage
1	Financial support	35	35
2	Legal advice	21	21
3	Technological support	18	18
4	Networking	15	15
5	Other	11	11
Total		100	100

Source: Primary Data

Table shows that out of 100% respondents 35% of respondents have financial support, 21% of respondents have legal advice, 18% of respondents have technological support, 15% of respondents have networking, 11% of respondents have other support. Hence most of the respondents which is 35% getting financial support from external.

Table 5: Hours Dedicated to Business

Sl.No:	Source	No.of Respondent	Percentage
1	1 to 6	04	04
2	6 to12	79	79
3	Above 12	17	17
Total		100	100

Source: Primary Data

According to this table out of 100 respondents 4% of respondents spend between 1 to 6 hours' time for their business,79% of respondents spend 6 to 12 hours for their business,17% of respondents spend above 12 hours for their business. Therefore, most of the respondents are spending 6 to 12 hours for the business.

Figure 8: Hours Dedicated to Business

Table 6: Typical Reasons for Financial Problems of women's

Source	Opinion	No: of respondents	Percentage
1.Lack of investment	Strongly agree	08	08
	Agree	42	42
	No opinion	06	06
	Disagree	23	23
	Strongly disagree	21	21
2.High interest ratio	Strongly agree	17	17
	Agree	34	34
	No opinion	20	20
	Disagree	19	19
	Strongly disagree	10	10
3.Lack of idea on cost benefit	Strongly agree	22	22
	Agree	39	39
	No opinion	05	05
	Disagree	18	18
	Strongly disagree	16	16
4.Lack of working capital	Strongly agree	28	28
	Agree	50	50
	No opinion	02	02
	Disagree	14	14
	Strongly disagree	06	06
5.Lack of credit facility	Strongly agree	27	27
	Agree	10	10
	No opinion	32	32
	Disagree	26	26
	Strongly disagree	05	05
6.Constant need of finance	Strongly agree	48	48
	Agree	12	12
	No opinion	18	18
Total	Disagree	10	10
	Strongly disagree	12	12
	Total	100	100

Table 7: PROBLEMS

Sl. No	Source	No. of Respondents	Percentage (%)
1	New design	10	10
2	No Credit sale	37	37
3	Introduce new model	25	25
4	Give discount	05	05
5	Wholesale	23	23
Total		100	100

Source: Primary Data

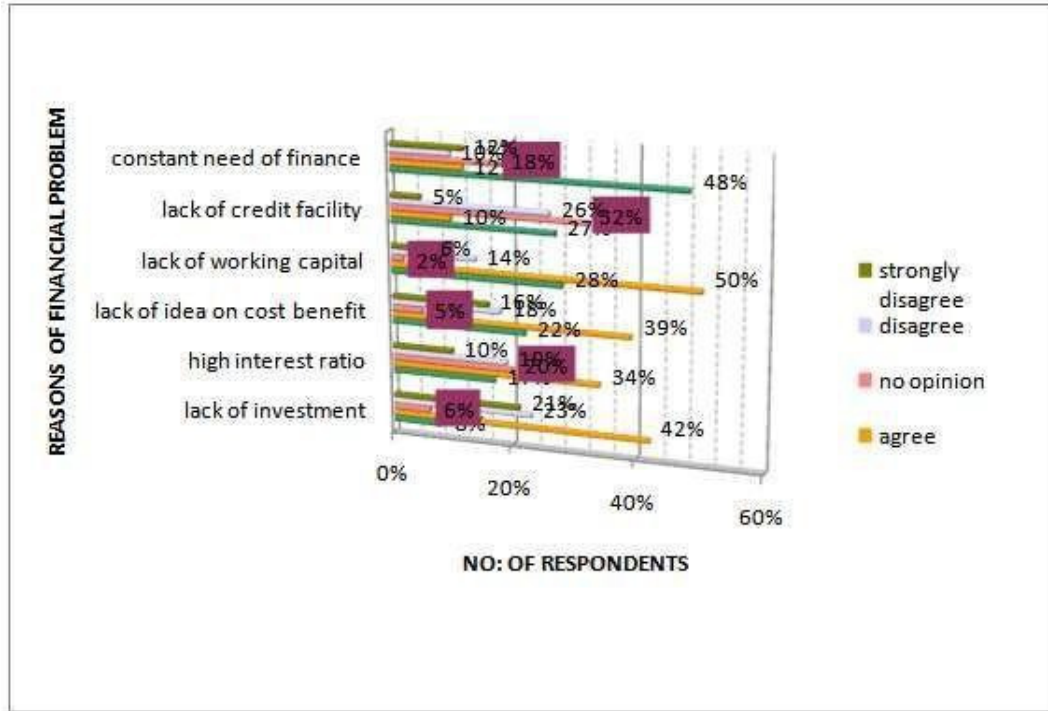
From the above table 7 reveals that credit sales is the problem of a woman entrepreneur to overcome that avoiding 37% are responding to credit sale, 25% suggested introducing new models, 10% are new design, 5% are suggested to give discount and 23% are wholesale. Hence the research found that the majority of the respondents are telling to provide no credit sales option to improve the compromise 37%.

Source: Primary Data

Out of 100 respondents 8% strongly agree that they feel, lack of investments, 42% agree that they think lack of investments 6% have no opinion about lack of investments, 23% disagree about lack of investments and 21% strongly disagree about lack of investments. Then 17% strongly agree towards high interest ratio, 34% agree towards high interest ratio, 20% have no opinion about high interest ratio, 19% disagree about high interest ratio and 10% strongly disagree high interest ratio 22% strongly agree on Lack of idea on cost benefit, 39% agree on Lack of idea on cost benefit, 5% has no opinion about Lack of idea on cost benefit, 18% disagree on Lack of idea on cost benefit and 16% strongly disagree on Lack of idea on cost benefit. 28% strongly agree towards Lack of working capital, 50% agree towards Lack of working capital, 2% have no opinion about Lack of working capital, 14% disagree about Lack of working capital and 6% strongly disagree Lack of working capital. 27% strongly agree on Lack of credit facility, 10% agree on Lack of credit facility, 32% have no opinion about Lack of credit facility, 26% disagree about Lack of credit facility and 25% strongly disagree about Lack of credit facility. 48% strongly agree towards Constant need of finance, 12% agree towards Constant need of finance, 18% have no opinion on Constant need of

Thus, the research found that maximum 42% of the respondents agree lack of investment,39% agrees about lack of idea on cost benefit,50% are agreed towards lack of working capital and 48% of the respondents are agreed that constant need of finance is the major financial problems.

Figure 9: Reasons of Financial Problem



Personal Difficulties Faced by the Respondents

Majority of them are 45% strongly agree towards Lack of education,18% agree towards Lack of education,5% have no opinion about Lack of education,12% disagree about Lack of education and 20% strongly disagree on Lack of education 40% strongly agree towards lack of self-confidence, 32% agree towards lack of self-confidence, 5% have no opinion about lack of self-confidence 11% disagree about lack of self-confidence and 12% strongly disagree on lack of self-confidence 46% strongly agree towards Lack of tough competition, 26% agree towards Lack of tough competition,8% have no opinion about Lack of tough competition,16% disagree about Lack of tough competition and 8% strongly disagree Lack of tough competition.

24% strongly agree towards Lack of entrepreneurial aptitude, 10% agree towards Lack of entrepreneurial aptitude, 18% have no opinion about Lack of entrepreneurial aptitude, 35% disagree about Lack of entrepreneurial aptitude and 13% strongly disagree on Lack of entrepreneurial aptitude. 21% strongly agree towards limited managerial ability, 26% agree towards limited managerial ability, 34% have no opinion about limited managerial ability,2% disagree about limited managerial ability and 17% strongly disagree on limited managerial ability 38% strongly agree towards low risk bearing capacity,24% agree towards low risk bearing capacity, 4% have no opinion about low risk bearing capacity,17% disagree about low risk bearing capacity and17% strongly disagree on low risk bearing capacity (Table-8).

Sources	Opinion	No. of Respondent	Percentage (%)
1. Lack of education	Strongly agree	45	45
	Agree	18	18
	No opinion	05	05
	Disagree	12	12
	Strongly disagree	20	20
2. Lack of self confidence	Strongly agree	40	40
	Agree	32	32
	No opinion	05	05
	Disagree	11	11
	Strongly disagree	12	12
3.Tough competition	Strongly agree	46	46
	Agree	22	22
	No opinion	08	08
	Disagree	16	16
	Strongly disagree	08	08
4.Lack of entrepreneurial aptitud	Strongly agree	24	24
	Agree	10	10
	No opinion	18	18
	Disagree	35	35
	Strongly disagree	13	13
	Strongly agree	21	21
5. Limited Managerial ability	Agree	26	26
	No opinion	34	34
	Disagree	02	02
	Strongly disagree	17	17
	Strongly agree	38	38
6.Low risk bearing capacity	Agree	24	24
	No opinion	04	04
	Disagree	17	17
	Strongly disagree	17	17
	Strongly agree	26	26
7.Shortage of raw material	Agree	19	19
	No opinion	16	16
	Disagree	23	23
	Strongly disagree	16	16
	Strongly agree	48	48
8.Male dominated society	Agree	24	24
	No opinion	15	15
	Disagree	06	06
	Strongly disagree	07	07
	Strongly agree	45	45
9.Family conflicts	Agree	26	26
	No opinion	12	12
	Disagree	16	16
	Strongly disagree	01	01
	Strongly agree	08	08
10.Lack of training	Agree	12	12
	No opinion	38	38
	Disagree	20	20
	Strongly disagree	22	22
Total		100	100

Source: Primary Data

26% strongly agree towards shortage of raw materials, 19% agree towards shortage of raw materials, 16% have no opinion about shortage of raw materials, 23% disagree about shortage of raw materials and 16% strongly disagree on shortage of raw materials. 48% strongly agree towards male dominated society, 24% agree towards male dominated society,15% have no opinion about male dominated society,6% disagree about male dominated society and 7% strongly disagree on male dominated society. 45% strongly agree towards family conflicts, 26% agree towards family conflicts, 12% have no opinion about family conflicts capital. 16% disagree about family conflicts and 1% strongly disagree on family conflicts. 8% strongly

agree towards lack of training, 12% agree towards lack of training, 38% have no opinion about lack of training capital, 20% disagree about lack of training and 22% strongly disagree on lack of training. Hence the study found that 45% Of respondents towards lack of education, 40% are agreed lack of self -confidence, 46% of respondents towards tough competition. The majority of respondents towards male dominated society.

DISCUSSION

Women play a vital role in the growth and development of the economy of the nation. They attain success in the entrepreneurial world by facing a lot of many problems (Singh and Belwal, 2008). There may be various problems for women to get entered into the world of entrepreneurship (Manpower, 2011). But their ultimate aim is to reach the peak of success and to be economically sound. This type of target of every urban women entrepreneur brightens the development of the country along with the development of women entrepreneurs (Hisrich and Brush, 1978). The problems faced by urban women entrepreneurs are more than that of the problems faced by the men of urban areas and the women of urban areas (Groot, 2006). This is because they neither face gender bias nor the problem of literacy respectively. The participation of women in the field of economy not only improves the nation and also women. Indian urban women entrepreneurs become part and parcel of the development of the nation (Ayadurai, 2006). As urban women are one of the major human resources and open to all natural resources. They even assist men in all walks of life along with agriculture. Henceforth, if they take part in the area of business, they can lower the concept of brain drain within the nation by finding employment in their own urban area (Amin *et al.*, 1997). This saying is very true to the urban women entrepreneurs as they face innumerable problems. These problems may be social, economical or entrepreneurial.

VI. CONCLUSIONS

India has great entrepreneurial potential. At present, women involvement in economic activities is marked by a low work participation rate, excessive concentration in the unorganized sector and employment in less skilled jobs. Any strategy aimed at economic development will be lop-sided without involving women who constitute half of the world population. During the ninth five-year plan, the government introduced in 1998 an important scheme on Trade Related Entrepreneurship of Assistance and Development (TREAD) aiming at economic empowerment of women in rural, urban and semi-urban areas. It develops their entrepreneurial skill and eliminates the constraints faced by women entrepreneurs. Women entrepreneurs are significantly affecting the global economy. Women in advanced market economies own more than 25% of all businesses. In India women entrepreneurs comprise more than 20% of total entrepreneurs in the country. A woman faces numerous problems to reach her familial needs. At last, a woman entrepreneur becomes economically self-sufficient after facing challenges. By identifying herself a successful entrepreneur, she shines in the two faces of her life i.e., society and family.

REFERENCES

- [1]. Ahl, H. (2006). Why research on women entrepreneurs needs new directions. *Entrepreneurship Theory and Practice*, 30, 595– 621.
- [2]. Amin Gutierrez de Pineres, S., and Ferrantino, M. J. 1997. Export Diversification and Structural Dynamics in the Growth Process: The Case of Chile. *Journal of Development Economics*, 52(2): 375--391.
- [3]. Ayadurai, S., 2006. An Insight Into The—Constraints Faced By Women Entrepreneurs In A War-Torn.
- [4]. Giles, J. A., and Williams, C. L. 2000. Export-Led Growth: A Survey of the Empirical Literature and Some Non-Causality Results. *Journal of International Trade & Economic Development* 9(3): 261--337.
- [5]. Granger, C. W. J. 1988. Some Recent Developments in a Concept of Causality. *Journal Econometrics* 39: 199--211.
- [6]. Grossman, G., and Helpman, E. 1991. *Innovation and Growth in the Global Economy*. Cambridge, MA: MIT Press.
- [7]. Hisrich, R.D. (1984). Women entrepreneurs: Problems and prescriptions for success in the future. In O. Hagan, C. Rivchun, and D.Sexton (Eds.), *Women-owned businesses* (pp. 3–33). New York: Praeger.
- [8]. Hisrich, R.D., and Brush, C. (1978). *The woman entrepreneur: Starting, financing and Managing a successful new business*. Lexington, MA: DC Heath.
- [9]. Hisrich, R.D., and Brush, C. (1987). Women entrepreneurs: A longitudinal study. In N. Churchill, J. Hornaday, B. Kirchoff, O. Krasner, & K. Vesper (Eds.), *Frontiers of entrepreneurship research* (pp. 187–199). Boston, MA: Babson College.
- [10]. Hisrich, R.D., and Brush, C.G. (1983). The woman entrepreneur: implications of family, Education, and occupation. In J.A. Hornaday, J.A. Timmons, & K.H. Vesper (Eds.), *Frontiers of entrepreneurship research—Proceedings of the Babson College Conference on Entrepreneurship* (pp. 255–270) Wellesley, MA: Babson College.
- [11]. Hisrich, R.D., and Fulop, G. (2004). Women entrepreneurs in family businesses: The Hungarian case. *Family Business Review*, 10, 281–302.
- [12]. Hisrich, R.D., and O'Brien, M. (1981). The woman entrepreneur as a reflection of the type of business. In K.H. Vesper (Ed.), *Frontiers of entrepreneurial research* (pp. 54–67). Boston, MA: Babson College.
- [13]. Hughes, K.D. (2003). Pushed or pulled? Women's entry into self-employment and small business ownership. *Gender, Work & Organization*, 10, 433–454.
- [14]. Hughes, K.D. (2005). *Female enterprise in the new economy*. Toronto, ON: University of Toronto Press.
- [15]. Hughes, K.D., & Jennings, J.E. (2012). *Global women's entrepreneurship research: Diverse settings, questions and approaches*. Cheltenham: Edward Elgar.
- [16]. Hughes, K.D., Jennings, J.E., Brush, C.G., Carter, S., & Welter, F. (2012). Extending women's entrepreneurship research in new directions. *Entrepreneurship Theory and Practice*, 36, 429–442.

- [17]. Singh, G. and R. Belwal, 2008. Entrepreneurship And Smes In Ethiopia:Evaluating The Role, Prospects And Problems Faced By Women. *Gender In Management: An International Journal*, pp: 120-136.
- [18]. Manpower, M.O., 2011. Faisalabad Employment Trends - Women. Islamabad: Labour Market Information and Analysis Unit Government of Pakistan - Islamabad.
- [19]. Saigol, M.R., 2011. Women's Empowerment In Pakistan: A Scoping Study. Pakistan: Gender Equity Program (Gep) Of Aurat Foundation with the Financial Support of United States Agency for International Development (Usaid).
- [20]. Groot, T.U., 2006. Women Entrepreneurship 23. *Development In Selected African Countries. Supporting Private Industry*, pp: 36. 20.
- [21]. Hampel-Milagrosa, A., 2009. Gender Issues In Doing Business: An Analysis Using Case Studies Of Ghanaian Women Entrepreneurs. Germany: German Development Institute.