

AN ALGORITHM TO DEVELOP AN APPLICATION USING C# (SHARP) IN VISUAL STUDIO 2015

Author, B.Menaka Priyadharshini , B.E IIIYr (Department of Electronics and communication engineering)

Guided by, S.Vijayakumar

Paavai engineering college,pachal.

menabasker1996@gmail.com

ABSTRACT: The main aim of the universal window platforms is to develop the user-friendly application, day to day wide spread of application have been developed and downloaded by the users all over the world here, the concept of implementing the navigating code for easier understanding of the students and application developer is given importance. To create an application navigation is the foremost important things that the user can able to navigate the page from one to another page. unless another platform usage of navigation code using C# code and visual studio 2015 is much easier and better. The basic steps to create universal application using navigation code is the main concept

KEY Points: AGS-Adventure Game Studio, MGS- Microsoft Game Studios, SSC- Source Code Control, WF-Workflow Foundation, WCF-Windows Communication Foundation, WPF-Windows Presentation Foundation.

INTROUCTION:

SPECIFICATION OF C# LAUNGUAGE:

C# (pronounced "C sharp") is a completely object oriented programming language that is designed for building a variety of applications that run on the .NET Framework. C# is simple, powerful, type-safe, versatile and object-oriented. There are many innovations in C# enable rapid application development while retaining the expressiveness and elegance of C-style languages.

VISUAL STUDIO 2015 OBJECTIVES:

Visual Studio Community 2015 is a free, fully featured, and extensible IDE for an individual developer, open source projects, academic research, education, and small professional teams. Create applications for Windows, Android, and iOS as well as web applications and cloud services. Build apps for any platform Like AGS, MGS Use designers, editors, debuggers, and

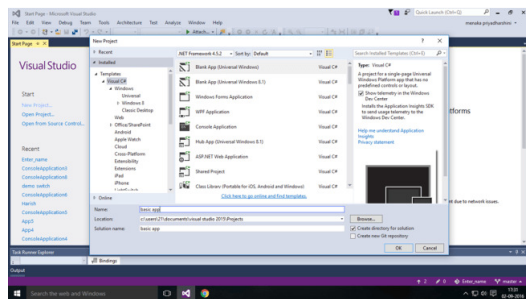
profilers in a single tool. It also contains completely designed .NET framework as user friendly one.

.NET Framework:

.NET Framework 3.5 builds an incrementally on the new features added feature sets in Windows Workflow Foundation, Windows Communication Foundation, Windows Presentation Foundation and Windows CardSpace. In addition, .NET Framework 3.5 contains a number of new features in several technology areas which have been added as new assemblies to avoid breaking change for an advanced work in the platform of research.

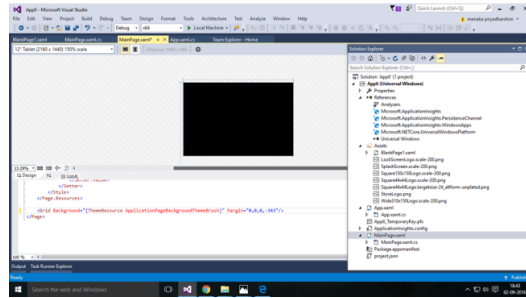
WORKING:

Step 1 - Open the Visual Studio 2015 for creating the basic Windows app

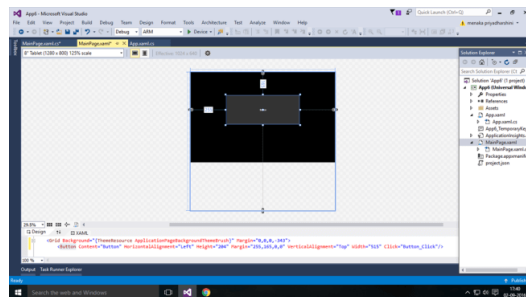


Step 2 - Choose Visual C# from there and select blank app. Name the application

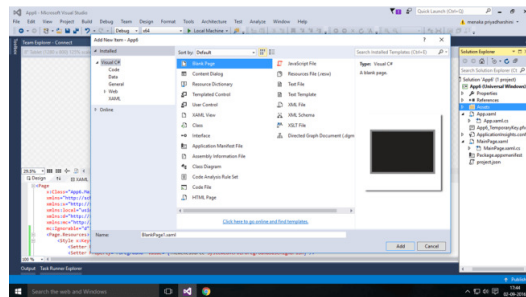
Step 3 - MainPage.xaml will be loaded and the corresponding designer page is chosen.



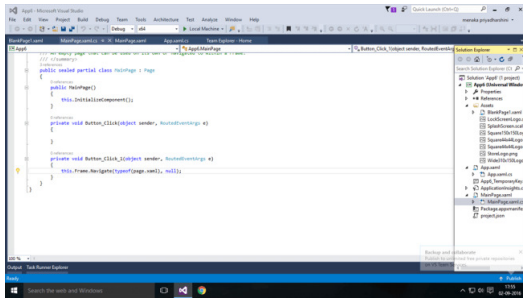
Step 4 - In this designer page, "BUTTON" is used for the purpose of navigation.



Step 5 - To add a new page, go to the Assets and click New. The new page will be added, successfully.



Step 6 - Now, the simple application is ready. When button is clicked, the page should be navigated.



Conclusion - Navigation is one of the basic thing needed for the application. This coding technique is the main concept of creating all static and dynamic app by using this navigation key wide variety of pages can added to make your application as vast.

REFERENCE:

1. From the [Agents for Visual Studio 2015 Update 3](#).
2. Ref Returns In C# 7.0 by Mahesh chand.