

A STUDY ON STUDENT PERCEPTION TOWARDS SWAYAM (ONLINE LEARNING) IN SUB-URBAN MYSORE

Author 1: Prof. Naresh k v
Assistant professor
Department of commerce
Surana College, Jayanagar
Bangalore 04
Nareshkv024@gmail.com
Mobile No: 9742368192

Author 2: Prof. Vijay S Narayan
Associate professor
Department of commerce
Surana College, Jayanagar
Bangalore 04
Yashvijay19@gmail.com
Mobile No: 9845632128

Abstract

As the economy is sunken in 2008 and 2009. Many universities faced a financial crisis to meet the operational cost of education. In this regard, new methods of learning were introduced by the university, where online teaching is cost-effective and time-saving. Thus, it can able to reach many students as compared to the traditional method of teaching. With the growth of technology and education has mapped new learning behaviours among youth. To understand the youth perception toward swayam in suburban in Mysore. Semi-Interview data were collected and analyzed with the help of SPSS and Graphical representation. The main objective is to focus on student perceptions towards MOOCs online learning, the student capability in swayam and find out the reason for online learning.

Keyword: online learning, Swayam, MOOCs, student perception.

Introduction/ Background

Massive Open Online Courses (MOOCs) are a recent trend in higher education that experienced a unique way of gaining knowledge and skill from broad fraternity of learners. Swayam is an E-learning platform which was initiated by GOI (Government of India). The designed of the program is to fulfil the goals of- nationwide access, quality, equity and quality in the field of E-learning. The GOI also encourage the teacher to use modern technology to update the knowledge of teacher fraternity. This is done through an indigenous developed of Information Technology platform that facilitates hosting of all the courses, such as commerce and management, math and science, law, humanities and arts, engineering and technology, educational and technology, ARPIT (Annual Refresher Programme In Teaching), architecture and planning. It also includes class from 1st class to the postgraduate levels. This is open to all the student across India and foreign student to get the facilities of online learning, the student can get register and get accessed all the courses, the student can complete the courses in stipulated time.

All the courses are interactive through online platform. All the courses are prepared by the best teachers and the best universities in the country. Many faculties have chosen as participated in the course. Swayam program courses enrich the learning experience by using audio-video and multi-media and state of the art pedagogy/technology. All courses would be offered free of cost under this programme however fees would be levied in case educate requires a certificate.

Review of literature

(Cormier, 2010) A MOOCs is defined as open, participatory, distributed and as supporting lifelong network learning the first MOOC, belonging to the first generation, was given by George Siemens and Stephen Downes in 2008.

(Downes, 2012). A study on MOOCs also reveals in the first generation of learner can gain knowledge and skill with the available resources. The success of the E platform has a new era for the committed learner. In this study, the researcher also showing keen interest in new away of learning.

(Martin, 2012) and (Downes, 2012) both the researcher also focused on the second generation of MOOCs and study towards cMOOCs and xMOOCs

(Byerly, 2012) In his study on quality of learning has a major issue toward the world class education. The main motive of MOOCs is “give everyone access to the world-class education” that would “empower people to improve their lives, the lives of their families and the communities they live in”

(Moore and Kearsley 2012) In his research, called “Why do we need distance education?”, has also focused on the reason behind distance Education are increase access to learning and training as a matter of equity, provide opportunities for updating skills of the workforce, improve the cost-effectiveness of educational resources, improve the quality of existing educational structures, enhance the capacity of the educational system, balance inequalities between age groups, deliver educational campaigns to specific target audiences, provide emergency training for key target areas, expand the capacity for education in new subject areas, offer a combination of education with work and family life and add an international dimension to the educational experience of learning.

(Wang's view, 2014) in building trust in an online environment was essential to the success of online education. She also identified and trusted the factors such as followed the parameter of trusts such as prior positive experience, good reputation, high quality of information and design, contact details, instructor assertiveness, instructor responsiveness, a sense of care and community, and reliable and timely access.

(Manuel Castells, 2014) In his study towards, the impact of the internet on society: A global perspective. The outcome of the research is technology can able to reach too many people with less cost, has benefited to a keen user of e-learning. In the later stage, understanding the logic between culture, organisation and technology formation has changed the era. The internet has led to the development of key research in the twenty-first century.

(Anuva Samanta, 2018) in his research study the title called "Analytical study of SWAYAM" is focused on the gross enrolment of swayam, different learning path and types of certificates are available for the ultimate learners. In this study, it also concluded the success of the program depends on the content and course outcome. Some of the reputed organisation such as UGC, NPTEL, IGNOU, CBSE, NCERT and NIOS are also involved in sharing the knowledge in E platform. This study also focused on the policymaker also helped the enrolment of swayam and also helped learner to learn the concept.

Research Gap

As the research scholar and academician has focused on the modern method of learning. As the possible research gap was identified towards the perception of the student in an online learning hub. In order, to bridge the gap between the traditional method of learning and Modern method of learning. However, the students are looking towards online learning rather than the traditional method. This was an opportunity for the researcher to understand the student mentality towards online learning strategy and satisfaction towards the critical objectives of students.

Objectives of the study

The study is focused on the learning capability of students

1. To study the student perceptions towards the MOOCs online learning
2. To know about the student capability in swayam.
3. To find out the reason for online learning.

Hypothesis/ Assumptions

The following hypotheses are formulated for this research.

H1 A positive perception towards swayam on urban area Mysore.

H0 A negative perception towards swayam on urban area Mysore.

Design of the study/ Technique used

In a research study, the basic concept of research was used in the preparation of the study. The semi-structured interview was conducted in a specified location in the sub-urban City of Mysore. The google form was created and circulated among student so that error can be

minimising. However, the SPSS and Graphical representation were also used as a tool for interpretation.

Research Methodology / Sample technique

The sample data was collected through the visit and interaction among the students in urban Mysore. In this study, primary data was collected for the analysis of e-learning particular reference to swayam. More than 146 students were responded to the questionnaire. All data were collected and summarised with suitable statistics tools. In the later stage, secondary data was also collected through a magazine, Newspaper, research paper, scholars and government publications institutions.

ANALYSIS OF QUESTIONNAIRE

THE EXPECTATION OF STUDENT

Table: 1 THE EXPECTATION OF STUDENTS				
Sl No	Choice	Percentage	Cumulative Percentage	Count/ Frequency
1	Casual learning	14.84	14.84	23
2	Subject learning	27.74	42.58	43
3	Skill & knowledge	36.77	79.35	57
4	Employability	18.60	97.95	28
5	Other	2.58	100.00	4
		100		146
Frequencies				
Valid		146		
Missing		4		

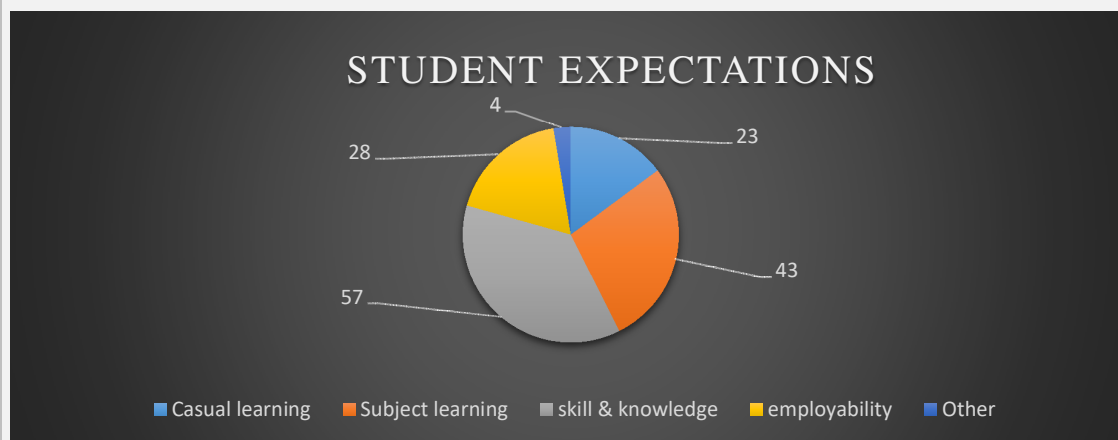


Fig: 1. Pie chart, Showing the result of Student expectations

In the above table, the data was collected as per the expectation of student about online learning. Some of the parameters are casual learning, subject learning, skill and knowledge, employability and other. Out of 146 students, 23, 43, 57, 28, 4 students are focused on casual learning, subject learning, skill and knowledge, employability and other respectively.

This reflects on students are more interested in the subject learning such University syllabus course, rather than skills and knowledge, employability. A few bunches of student need to experience new era learning.

ONLINE LEARNING PLATFORM

Table: 2 Online Learning Platform

Sl No	Choice	Percentage	Cumulative Percentage	Count/ Frequency
1	1 to 5	19.73	19.73	28
2	5 to 10	29.93	49.66	44
3	More than 10	50.34	50.34	74
		100		146

Frequencies

Valid	146
Missing	4

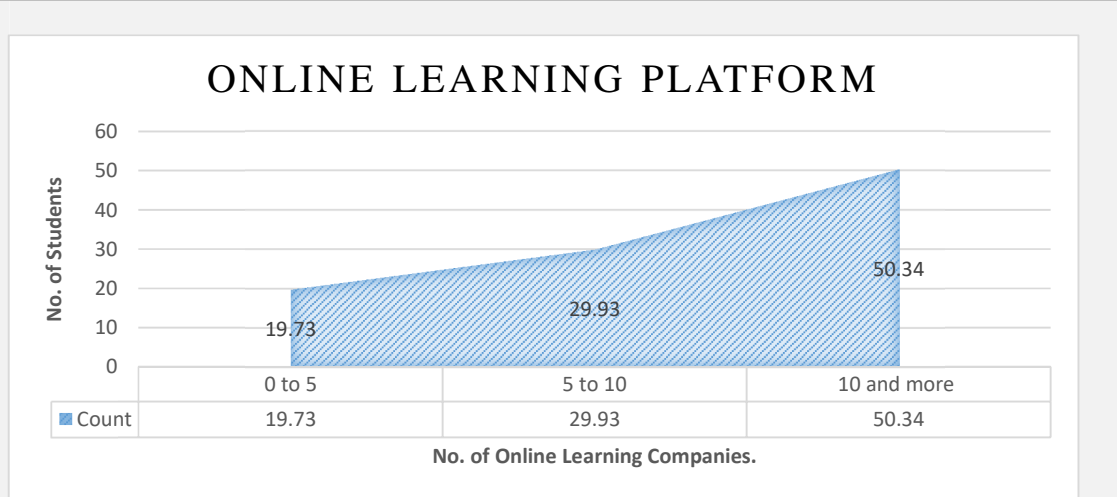


Fig: 2. Graphical representation of remembrance of the online learning platform

In figure 2, as a curiosity of knowing the number of e-learning platform from the student Remembrance. The students were able to recall 0 to 5 E-learning platform is 28 students, 5 to 10 E-learning platform is 44 students and 10 and more E-learning platform is 74 students.

In the above date, the majority of students are aware of an e-learning platform in education companies. Even advertisement factor is also responsible for creating a brand in e-learning among student.

TYPES OF COURSE/MODULE

In the below figure 3. The students are showing interest in courses such as soft skill, photography, animation, related to the subject and other courses. It reveals that 15 and 58

Table: 3 Types of Course / Module				
Sl No	Choice	Percentage	Cumulative Percentage	Count/ Frequency
1	Soft skill	9.26	9.26	15
2	Photography	32.10	41.36	36
3	Animation	17.28	58.64	28
4	Related to subject/university syllabus	35.80	94.44	58
5	Other courses	5.56	100	9
		100		146
Frequencies				
Valid		146		
Missing		4		

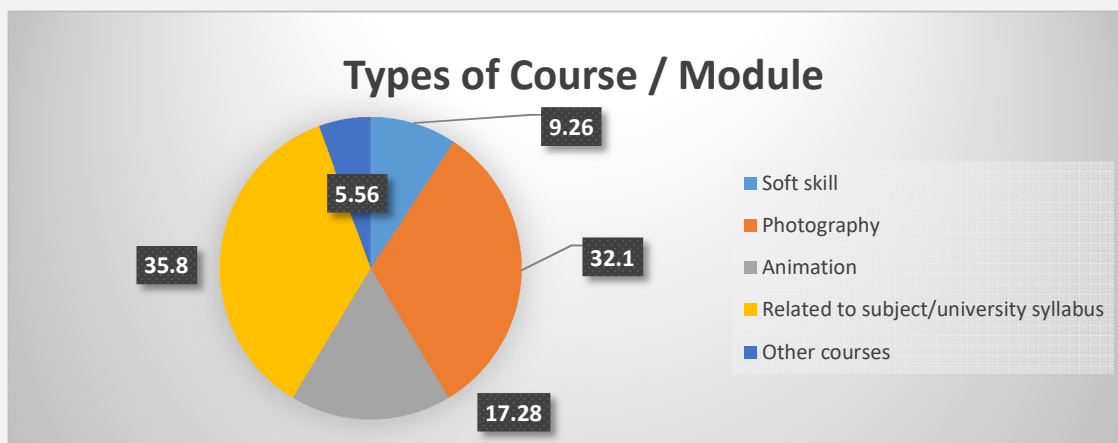


Fig. 3. Pie chart, showing students expectation

Students have shown a keen interest in both soft skill and other subjects, respectively. Only 28 students shown less interest in animation on the other hand photography and Subject related has 36 and 58 students respectively.

SATISFIED WITH MODULE

Table 4: Student satisfaction with Module				
Sl No	Choice	Percentage	Cumulative Percentage	Count/ Frequency
1	Yes	53.42	53.42	78
2	No	28.77	82.19	42
3	Not sure	17.81	100	26
		100		146
Frequencies				
Valid		146		
Missing		4		

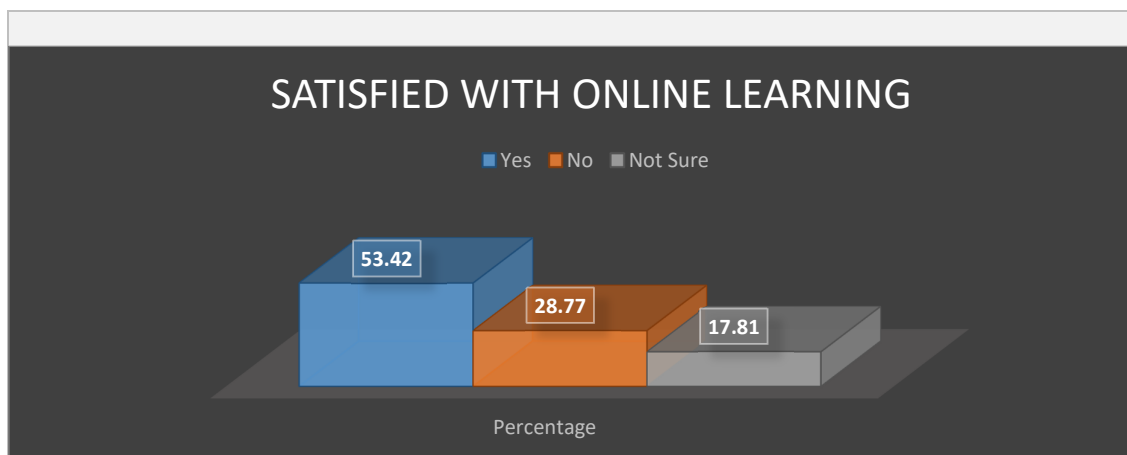


Fig: 4 Bar chart, showing student Satisfied with Module

From the above bar chart table 4, it can be concluded that the 42 students are not satisfied with the outcome but, 78 students are satisfied. A few students are least bothered of the outcome of the course.

REASON FOR ONLINE LEARNING

Table 5: Reason for online Learning				
Sl No	Choice	Percentage	Cumulative Percentage	Count/ Frequency
1	Students can learn more than in the traditional method.	10.00	10	16
2	The student will get attracted to new teaching aid.	13.75	23.75	22
3	Cost of studying in Indian university college	49.38	73.13	79
4	Work and study can simultaneously	20.00	93.13	32
5	Other reasons, not mentioned in the above.	6.88	100	11
		100		146
Frequencies				
Valid			146	
Missing			4	

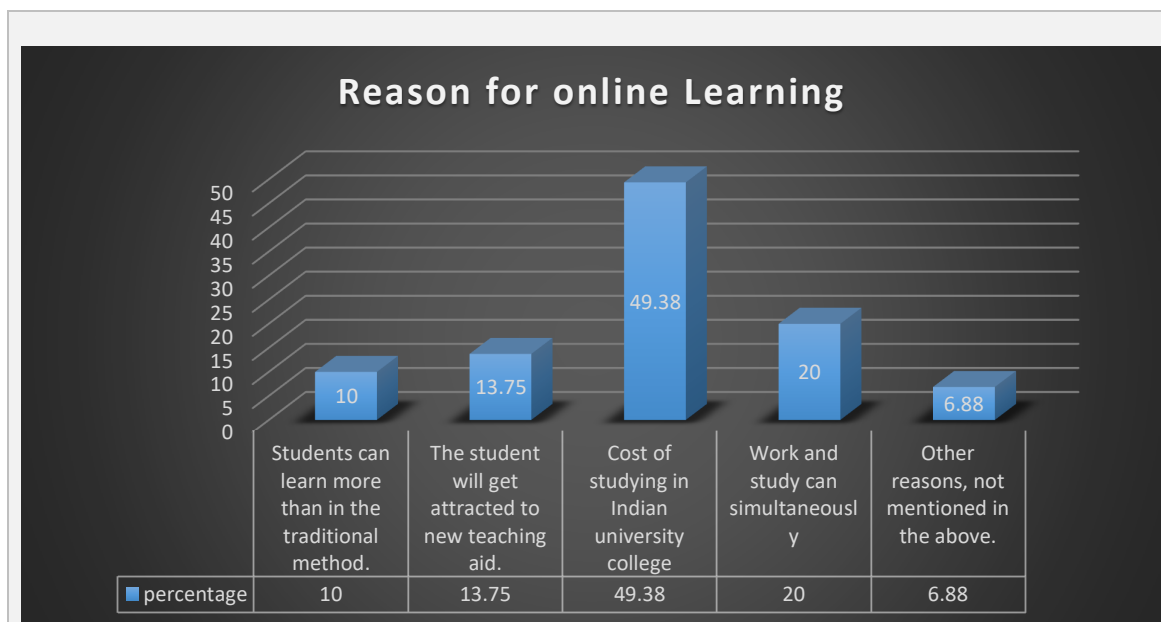


Fig 5: Reason for Online Learning

In the above table 5, A data was collected about the student are keen interest in online learning methods. About 146 student data collected and relieved that 79 students presume that cost of study in Indian university college are higher were like 16, 22 and 32 students mentioned about students can learn more in traditional method, student attracted towards new teaching method and work and student can simultaneously respectively

DESIRED GOAL

Table 6: Student achievement with the desired goal.

Sl No	Choice	Percentage	Cumulative Percentage	Count/ Frequency
1	Yes	54.42	54.42	80
2	No	28.57	82.99	42
3	Not sure	17.01	100	24
		100		146
Frequencies				
Valid				146
Missing				4

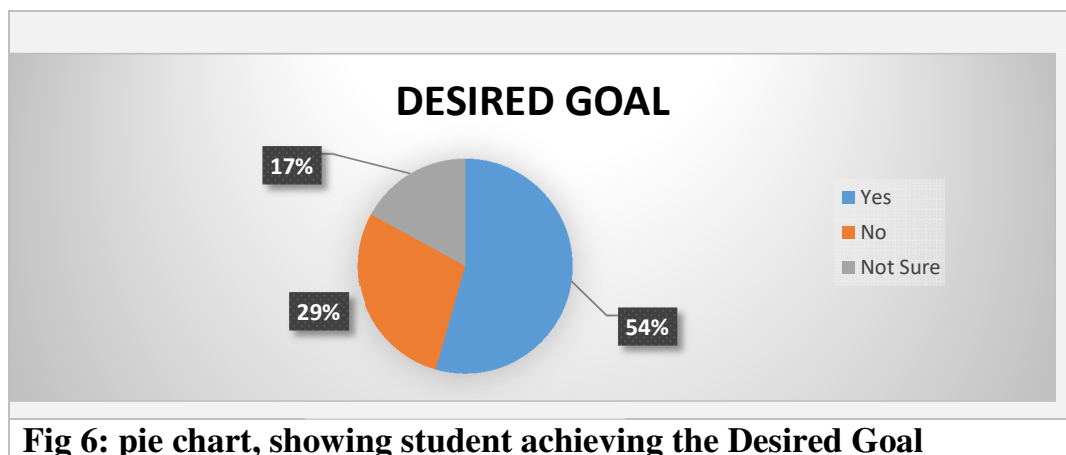


Fig 6: pie chart, showing student achieving the Desired Goal

In the table figure 6, the question is focused on student Achievement. In the above pie chart, It reflects the module outcome of student performance. About 50% of student are satisfied however, 41% of students are not achieved.

Finding

- Most of the student is aware of the e-learning platform
- Majority of the student is showing interest in E-learning hub.
- A positive response from the student in E-learning Content.
- Student learning behaviour is shifting toward the modern method of learning. Some of the reason are Students can learn more than in traditional method, Student will get attracted with new teaching aid, Cost of studying in Indian university college and Work and study can simultaneously and other reasons.

Suggestion:

- Web-based learning is focused on few reputed course only, as other courses as coming up a new module, has reached the employability.
- Easy methods of learning aid to use while explaining complex concepts such as animation and sketch explanations.
- The web-based learning has to encourage only to the teaching fraternity, but not for pupils.

Limitation of the study

1. The study is restricted to only Sub urban Mysore.
2. The study is limited to an undergraduate student.

Conclusion

In this research paper, has focused on the student perception about web-based learning method. As technology changes, even the job pattern also changes. The major impact on employment. As the modern method of learning, has become a mantra for a new generation to learn. It is

cost-effective, easy to understand, time-saving, the flexibility of learning, as open a door for many learners to learn. Next 10 years, it will be going to the imperative entire education sector. Finally, I would like to conclude that H1 positive was proved there is a change in student perception toward swayam online platform.

Reference

FICCI (2014): MOOCs and the future of Indian Higher Education. Vision Paper, FICCI Higher Education Committee

Saijing Zheng, Mary Beth Rosson, Patrick C. Shih, and Hohn M. Carroll (2014): Understanding Student Motivation, Behaviours and Perceptions in MOOCs. CSCW'15, ACM.

Sak Onkvisit, Howard Combs (2014): MOOCs (Massive Open Online Courses): Devil or Angel? E-Leader, Bangkok.

SWAYAM (2018). About Swayam. <https://swayam.gov.in/About>.

Sharma, Y. P. (2015). Massive Open Online Courses (MOOCs) for School Education in India: Advantages.

Sample Question:

1.	Name:
2.	Mobile No:
3.	Email ID:
4.	What is the expectation of student about online learning? 1. Casual learning 2. Subject learning 3. skill & knowledge 4. employability 5. other
5.	How much online learning platform that you are aware of learning. 1. 1 to 5 2. 5 to 10 3. More than 10
6.	What types of the online course you would like to learn in swayam? 1. Soft skill 2. Photography 3. Animation 4. Related to subject/university Syllabus 5. Other courses
7.	How much time you would like to spend in E-learning? 1. 5min 2. 10min 3. 15min 4. 20min 5. 25 and more.
8.	What is the reason for online learning? 1. Students can learn more than in the traditional method. 2. The student will get attracted to new teaching aid. 3. Cost of studying in Indian university college 4. Work and study can simultaneously 5. Other reasons, not mentioned in the above.

9.	Are you satisfied with Module? 1. Yes 2. No 3. Not sure
10.	Do you achieve your desired goal in online learning? 1. Yes 2. No 3. Not sure